

ILLUSTRATED

ANSWER BANKS

FOR

TREASURE HUNT BOOKS

Level A

A simple intervention for students who can read the treasure hunt clues, but struggle to solve them.

Suggestions: Give the student the illustrated list of possible answers for the hunt s/he is about to read. Ask if s/he is familiar with all the answers. If not, explain a few things about unfamiliar items. Instruct the student to read the first clue and then look at the list. If s/he still can't solve the clue, s/he should reread it, looking for information that narrows the possible solutions or provides the key to the answer.

AMITY PUBLISHING, LLC


treasurehuntbooks.com

Answers & Page #s




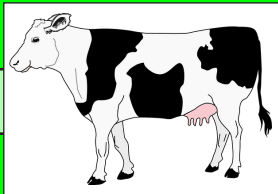
bee p. 6

bird p. 7



cat p. 8

cow p. 9



elephant p. 10

frog p. 11




mouse p. 12

puppy p. 13



spider p. 14

turtle p. 15



Answers & Page #s



cry p. 6




eat p. 7



kiss p. 8



laugh p. 9



run p. 10



sing p. 11




sit p. 12



sleep p. 13

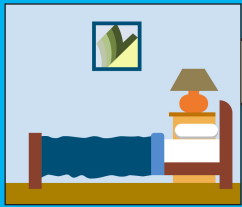


swim p. 14

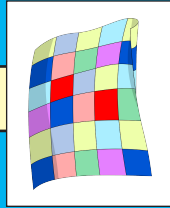


walk p. 15

Answers & Page #s



bedroom p. 6




blanket p. 7



clock p. 8



cup p. 9



door p. 10



soap p. 11



spoon p. 12





table p. 13



toys p. 14




window p. 15


Math Answers



one



two



three




four




five



six




seven



eight



nine



ten